

SC 225

CE  MONOFASE - 1 PHASE (V 230/50 Hz)



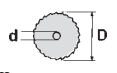




OPTIONALS: 1 . 2 . 17

STEELCUT 
LINEA TAGLIO FERRO • METAL CUTTING EQUIPMENT

Troncatrice a disco lenta per materiali ferrosi con raffreddamento
Circular saw with blade cooling
Langsam laufende Kreissäge mit Kühlung
Scie circulaire lente avec refroidissement
Sierra circular lenta con refrigeración de la hoja



Mod. SC 225

 90°	 90°	 mm	 G1'	 kW	 mm	 Kg
65 mm	55x70 mm	D=225 d=32	52	0,75	400x500x600 mm	32